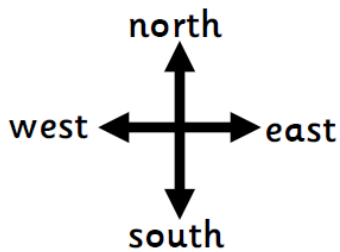



Week 5 Geography - Answers

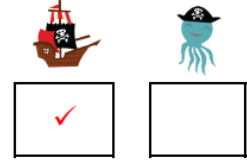
Pirate Adventure – Map Directions

Section A

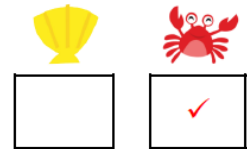
Follow the instructions. Which space have I landed on?




From start, move north 2 spaces




From start, move east 2 spaces



From start, move west 1 space

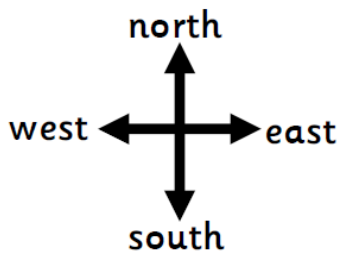


From start, move south 2 spaces



Section B

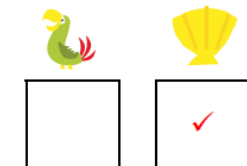
Follow the instructions. Which space have I landed on?




From start, move south 1 space, then west 1 space




From start, west 1 space, then north 2 spaces



From start, move east 2 spaces, then south 2 spaces

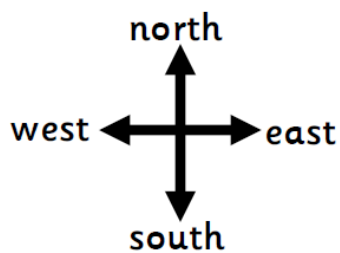
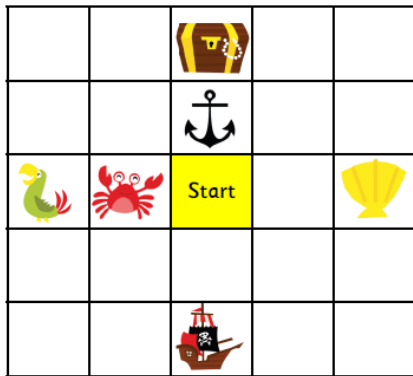


From start, move north 2 spaces, then east 1 space



Section C

Write the instructions to land on the given space. The first one has been done as an example.



From start, move north 2 spaces



From start, move west 1 space



From start, move south 2 spaces



From start, move east 2 spaces



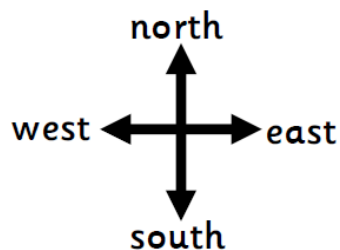

From start, move west 2 spaces



From start, move north 1 space

Section D

Write the instructions to land on the given space. The first one has been done as an example.



From start, move north 2 spaces, then move east 1 space



From start, move west 2 spaces, then south 1 space



From start, move north 1 space, then west 1 space



From start, move south 1 space, then east 1 space



From start, move north 2 spaces, then west 2 spaces



From start, move south 2 spaces, then west 1 space

Please note that for section D the instructions could be reversed e.g. for the treasure chest you could go south 1 space and then west 2 spaces.