

Week 5 Geography

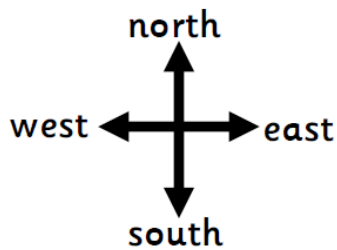

LO: To use the four main compass directions

Write which picture you land on in your book.


Pirate Adventure – Map Directions

Section A

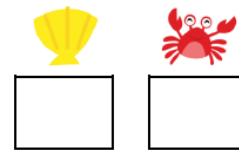
Follow the instructions. Which space have I landed on?




From start, move north 2 spaces



From start, move east 2 spaces



From start, move west 1 space

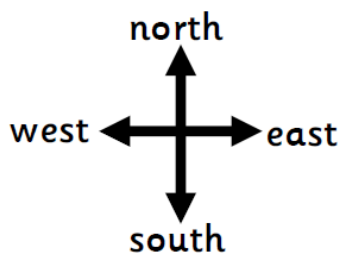


From start, move south 2 spaces




Section B


Follow the instructions. Which space have I landed on?




From start, move south 1 space, then west 1 space




From start, west 1 space, then north 2 spaces



From start, move east 2 spaces, then south 2 spaces

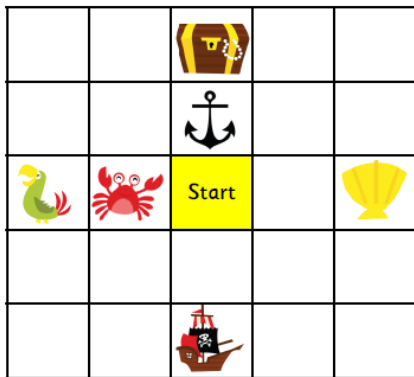


From start, move North 2 spaces, then east 1 space

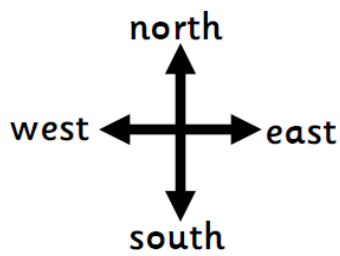


Section C

Write the instructions to land on the given space. The first one has been done as an example.




From start, move north 2 spaces



Section D

Write the instructions to land on the given space. The first one has been done as an example.



From start, move north 2 spaces, then move east 1 space

