

# Year 2 Maths—Fractions

Monday , 8th June 2020

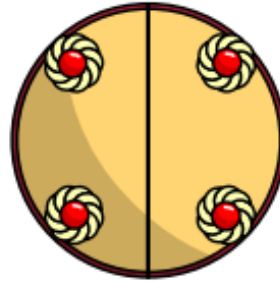
## LO: To recognise a half

Watch this video about recognising halves. [Click here!](#)

1. Complete the sentences.

The whole cake is split into

equal parts.




Each part is worth a \_\_\_\_\_.

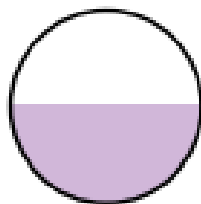
This can be written as

2. Which diagrams have a half shaded?

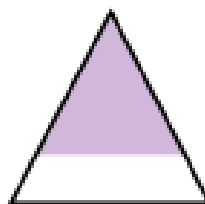
A



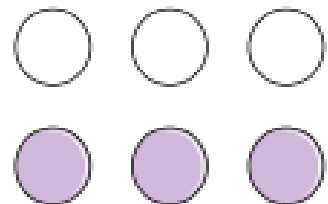
B



C



D

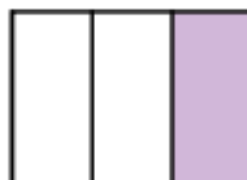


3. Is  $\frac{1}{2}$  of each shape shaded? How do you know?


a)



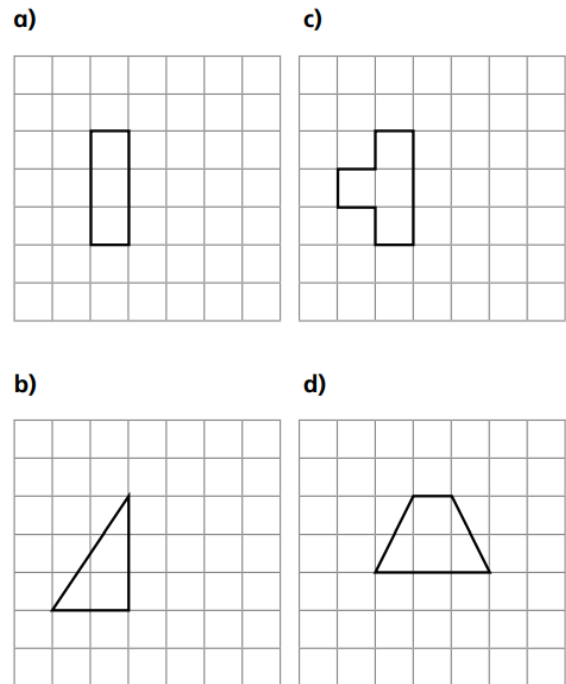
b)



4. Draw 4 identical squares in your book. Can you show four different ways of colouring in half of the square?

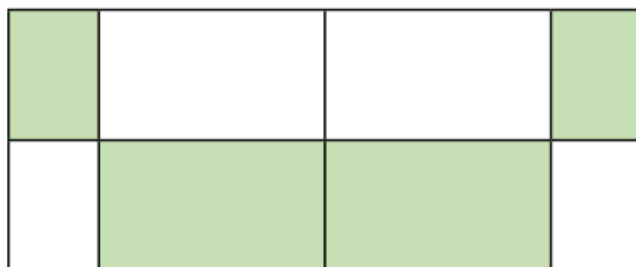


5. Only half of each shape has been drawn. Draw the whole shape in your book.



6.

The shaded part of this shape does not show a half because the shape is not split into 2 equal parts.



a) Is Tommy correct? \_\_\_\_\_

b) How do you know?

Talk about it with a partner.