

Year 2 Maths—Fractions

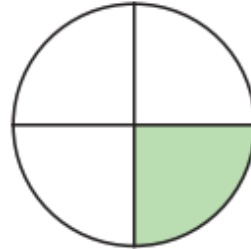
Tuesday , 9th June 2020

LO: To recognise a quarter

1. Use the words to complete the sentences.

quarter equal

The shape has been split into
4 equal parts.

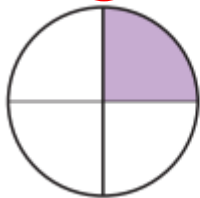


One of the 4 equal parts is called
a quarter.

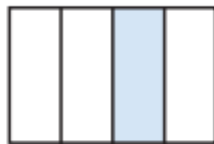
This can be written as $\frac{1}{4}$

2. Which diagrams have a quarter shaded?

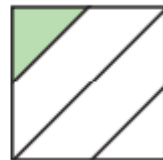
A



B



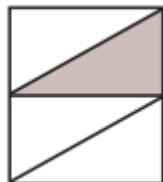
C



D



E



F



3.



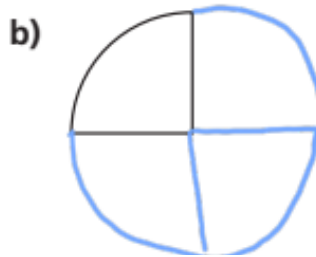
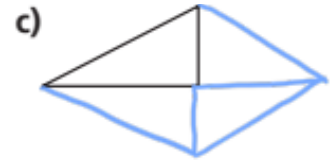
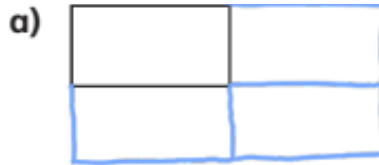
This shape has $\frac{1}{4}$ shaded



Do you agree with Whitney? No

Why? The rectangle has been divided into five equal parts, rather than 4.

4. Only a quarter of each shape has been drawn. Draw the whole shape in your book.



6.



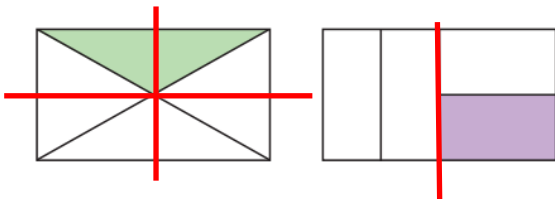
$\frac{1}{4}$ of these shapes are shaded.

Rosie

That is not possible as they do not look like equal parts.



Amir



If you split the first rectangle into smaller rectangles you can see that each large rectangle is the same as two small rectangles so the shape has been divided into quarters.

a) Who is correct? Rosie

How do you know?

In the second rectangle the shape can be cut in half (see the red line). Each half has been divided into two equal parts and so they must all equal a quarter.