

# Year 2 Maths—Fractions

Tuesday , 9th June 2020

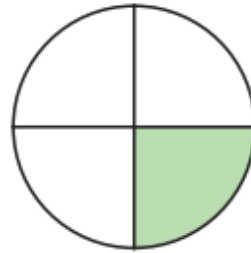
## LO: To recognise a quarter

Watch this video about recognising quarters. [Click here!](#)

1. Use the words to complete the sentences.

quarter      equal

The shape has been split into  
4 \_\_\_\_\_ parts.

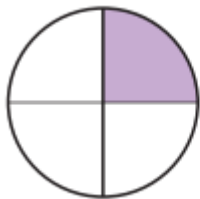


One of the 4 equal parts is called  
a \_\_\_\_\_.

This can be written as  $\frac{1}{4}$

2. Which diagrams have a quarter shaded?

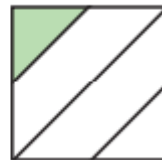
A



B



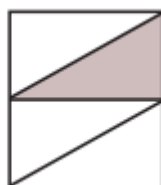
C



D



E



F



3.



This shape has  $\frac{1}{4}$  shaded

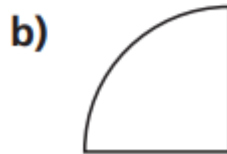


Do you agree with Whitney? \_\_\_\_\_

Why?

4. Only a quarter of each shape has been drawn.

Draw the whole shape in



6.



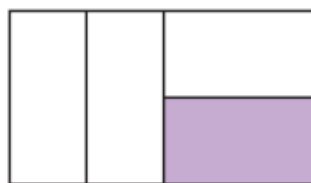
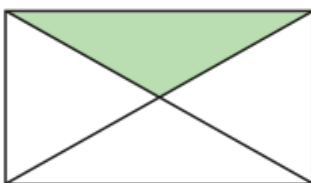
Rosie

$\frac{1}{4}$  of these shapes are shaded.

That is not possible as they do not look like equal parts.



Amir



a) Who is correct? \_\_\_\_\_

How do you know?