


Year 2 Maths

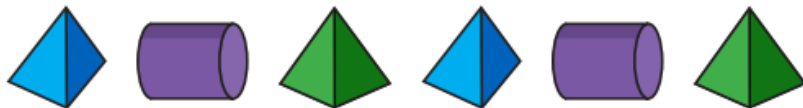
Thursday, 25th June 2020

LO: To make patterns with 3D shapes

1. Draw the next shape in each pattern in your book.



2. What is the name of the third shape in this pattern?



It is a _____.

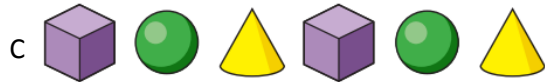
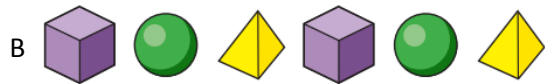
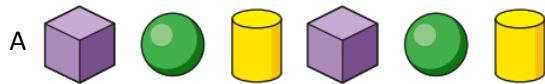
3. Look at this pattern made of 3-D shapes.



- a. What is the fourth shape in the pattern called? _____
- b. What would the thirteenth shape in the pattern be? _____

4. Which row shows the pattern....

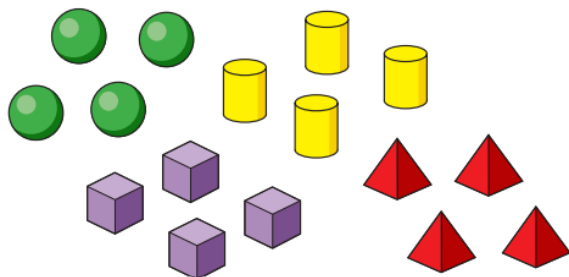
a) cube, sphere, cone, cube, sphere, cone?



b) cylinder, pyramid, pyramid, cylinder, pyramid, pyramid?



5. George is making a pattern using these shapes:



a) In your book, draw a pattern that George could make.

b) Can you arrange George's shapes to make a symmetrical pattern?

Can you make a 3D shape pattern with objects in your home? You could upload a picture of it to Teams!