

## Week 17 - Year 1 Maths - Time - Lesson 2

Watch this song to remind you about telling the time to the hour:

[https://www.youtube.com/watch?v=L\\_MjcZO-WTgg](https://www.youtube.com/watch?v=L_MjcZO-WTgg)



Remember when we are telling the time to the hour:

- The minute hand (big hand) will point to the 12.
- The hour hand (small hand) will point to the hour that it is.

This clock is showing:



4 o'clock

I know this because the minute hand is pointing to the 12 and the hour hand is pointing to the 4.









1 o'clock

I know this because the minute hand is pointing to the 12 and the hour hand is pointing to the 1.



Can you write in the times to match these clocks?

You can type in the boxes or write them down in your books.

		
___ o'clock	___ o'clock	___ o'clock
		
___ o'clock	___ o'clock	___ o'clock

Bonus Challenge: Can you draw the times on these clocks?

You can either print these and add the clock hands or draw your own clocks into your books.

	
3 o'clock	5 o'clock